Biotinylated Human BTLA Protein

Cat. No. BTL-HM401B

Description

Source	Recombinant Biotinylated Human BTLA Protein is expressed from HEK293 with His tag and Avi tag at the C-Terminus.
	It contains Lys31-Ser150.
Accession	Q7Z6A9-1
Molecular Weight	The protein has a predicted MW of 16.7 kDa. Due to glycosylation, the protein migrates to 38-50 kDa based on Bis-Tris PAGE result.
Endotoxin	Less than 1EU per μg by the LAL method.
Purity	> 95% as determined by Bis-Tris PAGE
	> 95% as determined by HPLC

Formulation and Storage

Formulation	Lyophilized from 0.22μm filtered solution in PBS (pH 7.4). Normally 8% trehalose is added as protectant before lyophilization.
Reconstitution	Centrifuge the tube before opening. Reconstituting to a concentration more than 100 μg/ml is recommended. Dissolve the lyophilized protein in distilled water.
Storage	-20 to -80°C for 12 months as supplied from date of receipt. -80°C for 3 months after reconstitution. Recommend to aliquot the protein into smaller quantities for optimal storage. Please minimize freeze-thaw cycles.

Background

B- and T-lymphocyte attenuator (BTLA; CD272) is a 35 kDa type I transmembrane glycoprotein in the CD28 family of T cell costimulatory molecules. BTLA is a inhibitory receptor on lymphocytes that negatively regulates antigen receptor signaling via PTPN6/SHP-1 and PTPN11/SHP-2. BTLA may interact in cis (on the same cell) or in trans (on other cells) with TNFRSF14.

Assay Data

Bis-Tris PAGE

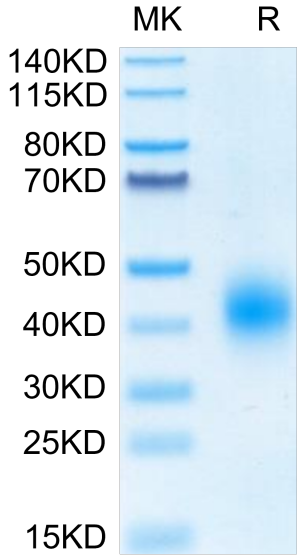

Biotinylated Human BTLA on Bis-Tris PAGE under reduced condition. The purity is greater than 95%.

SEC-HPLC

Assay Data

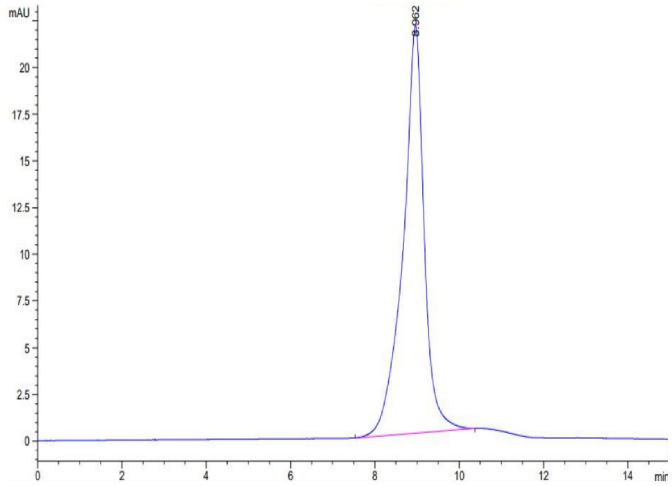

The purity of Biotinylated Human BTLA is greater than 95% as determined by SEC-HPLC

ELISA Data

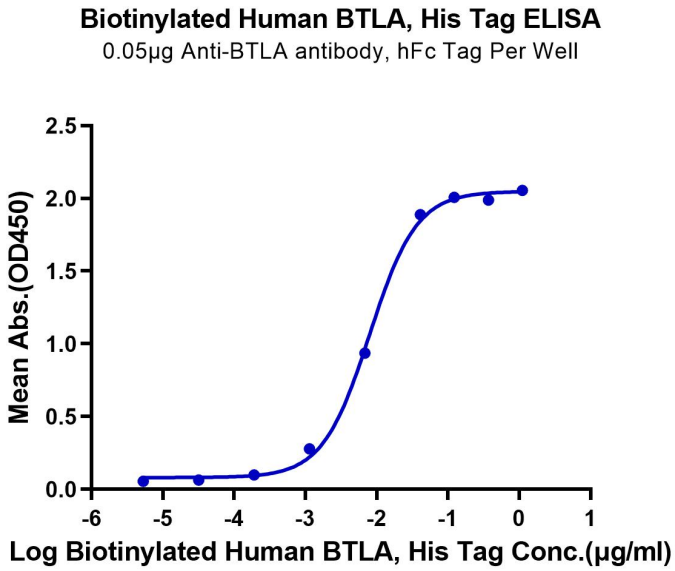

Immobilized Anti-BTLA Antibody, hFc Tag at 0.5μg/ml (100μl/well) on the plate. Dose response curve for Biotinylated Human BTLA, His Tag with the EC50 of 8.0ng/ml determined by ELISA (QC Test).

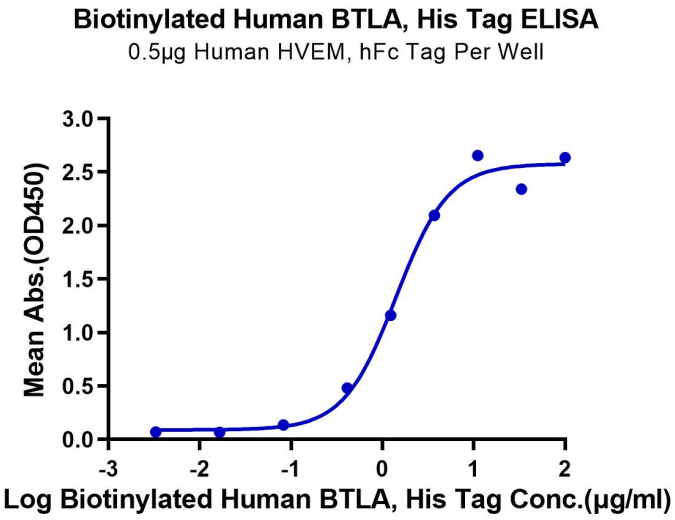

Immobilized Human HVEM, hFc Tag at 5μg/ml (100μl/Well) on the plate. Dose response curve for Biotinylated Human BTLA, His Tag with the EC50 of 1.4μg/ml determined by ELISA.